



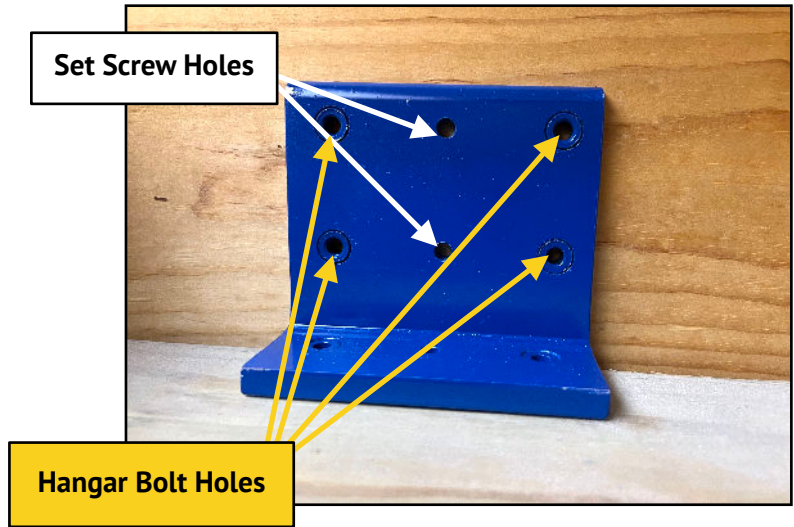
Top Anchor Drill Jig Instructions

Rim Joist (Band board) Installation

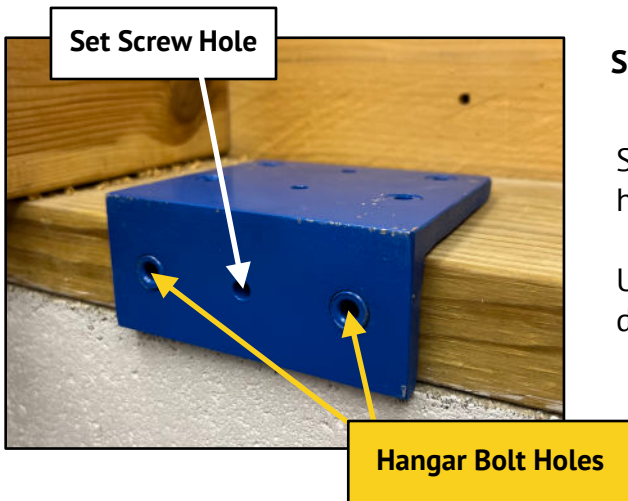

Set Jig on sill plate in a vertical position to properly align the height of holes on the rim joist.

Use temporary set screws to hold in place while drilling holes for hangar bolts.

Make sure to drill straight in to ensure proper alignment of bolts.



NOTE: If Jig hangs over face of sill plate the anchor will not be in tension. Use angle bracket with blocking instead, or wrap kevlar strap around the back of anchor to create tension.



Sill Plate Installation

Set Jig on sill plate in horizontal position to properly align holes on the face of the sill plate.

Use temporary set screw on front to hold in place while drilling holes for hangar bolts.



Scan QR code to watch installation videos!



184 W. 64th St. Holland, MI 49423
616-355-1421 - www.FortressForLife.com