

DEMO:



PROOF: 10 cement blocks held together with only one Fortress carbon fiber strip (on bottom side only).

TEST 1-08.01

FORTRESS STABILIZATION SYSTEM IN ACTION

Ford F-350 Extended Cab ramped up onto a row of cement blocks. There is no mortar between the blocks—only one strip of carbon fiber on lower side. This is a serious and accurate demonstration of the amazing strength of carbon fiber.

FORTRESS

STABILIZATION SYSTEMS



PATENT PENDING

KEVLAR NECKTIE

TOP WALL ANCHORAGE SYSTEM

THE BEST FOUNDATION WALL SUPPORT AND STABILIZATION SYSTEM

FORTRESS

STABILIZATION SYSTEMS

Proudly Represented by:

184 W. 64th Street, Holland, MI 49423
734-424-0966 Fax 734-424-9498
EMAIL: Solutions@FortressStabilization.com

1-800-207-6204

VISIT: www.FortressStabilization.com

Fortress Stabilization System - Patent No. 6.692.595 / Patent No. 6.746.741 / Patent No. 6.846.537 / Patent Pending
©2007 FORTRESS STABILIZATION SYSTEMS PRINTED IN THE U.S.A.



THE KEVALR NECKTIE

- Fast & easy installation
- Low profile
- Non-corrosive, flame retardant
- Able to be installed where ductwork and plumbing would traditionally need to be removed

BEST FOUNDATION WALL SUPPORT!

KEVLAR NECKTIE TOP WALL ANCHORAGE SYSTEM

STRONGER THAN STEEL, WALL REINFORCEMENT

What does Fortress Stabilization do?

Fortress Stabilization develops Carbon Fiber/Kevlar grid strap reinforcement systems, designed to stabilize concrete and other structures that have fractured or bowed due to soil pressure, water damage or other causes. The Fortress Kevlar Necktie is another innovative product designed and manufactured by Fortress Stabilization to solve construction problems fast and inexpensively.

Why the Fortress Top Wall Anchorage System?

Prior to the Kevlar Necktie retrofit repair methods were obtrusive, heavy and many other elements had to be moved such as pipes, duct work, etc. Also these repair methods interfered with ceiling height and in many cases effected the value of the property. After the Fortress Kevlar Necktie is attached and the insulation is reinstalled between the joist pockets the Necktie is virtually unseen.




The Fortress Kevlar Necktie advantages

- Fast & easy installation
- Low profile
- Flame retardant
- Non-corrosive
- Conforms to all building types
- Does not affect ceiling height
- Able to be installed where ductwork and plumbing would traditionally need to be removed.
- Protects the value of your home

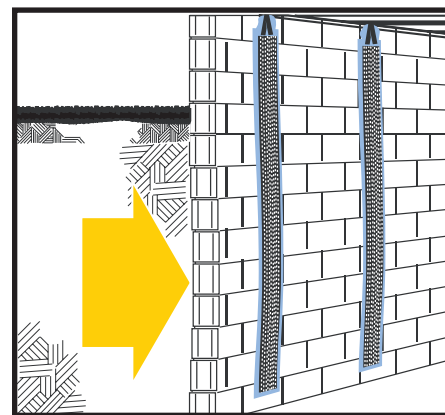


The Fortress Kevlar Necktie Top Wall Anchorage System


The Fortress Necktie will permanently repair top wall movement. The process is fast, easy and on most occasions can be done in one day with little disruption to your life. The Fortress Kevlar Necktie has been tested both in the field and by an independent engineering firm. Trust the results and protect the value of your home. The Fortress Kevlar Necktie can be used in conjunction with other Fortress Stabilization System products to better fix cracks and moving foundations permanently. Visit www.fortressstabilization.com to see the case study on the Kevlar Necktie and more.



A fractured basement wall is serious trouble and a hamper on the value and sale of your home.

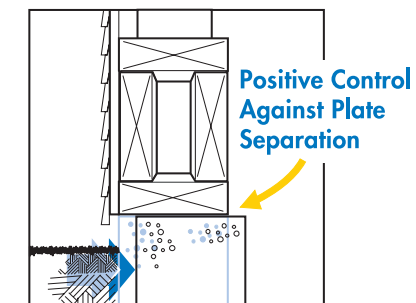


The Fortress Necktie used in conjunction with the Fortress grid straps will halt further movement of block or concrete walls. It will do it easily, safely and without any outside excavation.



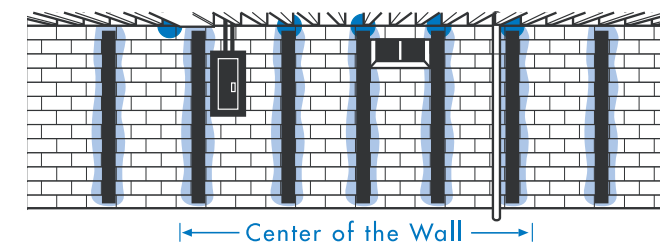
Usage/Placement of the Fortress Kevlar Necktie

The Fortress Necktie top wall anchorage should be used anywhere that plate separation is present especially within the center of any wall.

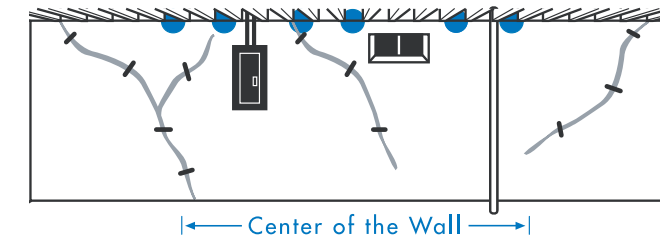


Add the top wall Necktie anchors in conjunction with Fortress grid strap, staple installation or by themselves to keep plate separation from occurring.

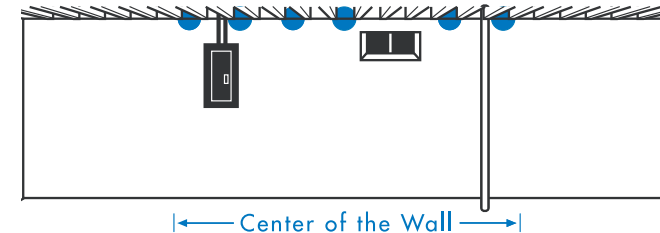
Grid Strap - for Block Walls



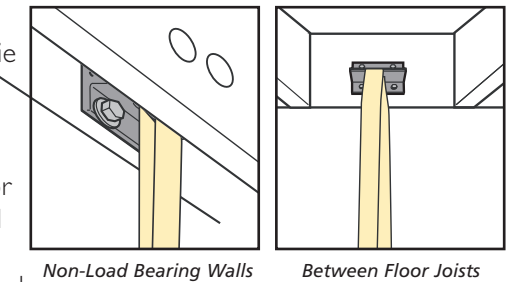
Staple - for Poured Walls



Alone - for Intact Walls



The Fortress Kevlar Necktie top wall anchors can be installed between floor joists on load bearing walls or on non-load bearing walls as needed.



The Fortress Kevlar Neckties are positioned along a non-load-bearing wall in the same way as any other walls making sure that neckties are not spaced more than 4' apart. Non-load-bearing walls may have a case where a floor joist is very close to the outside wall. In this instance, small access holes can be drilled in joists such as those used for electrical installation.

Non-Load Bearing Walls

